
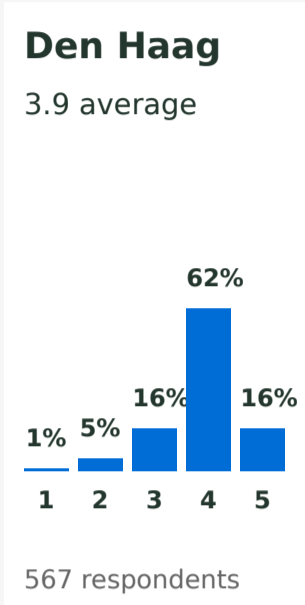
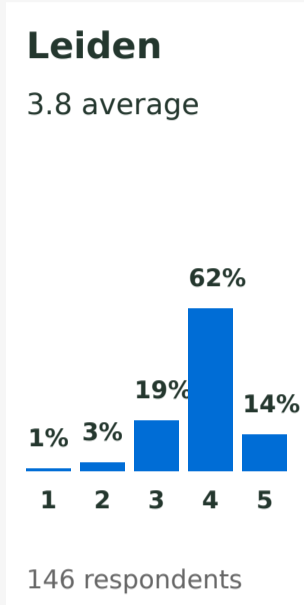
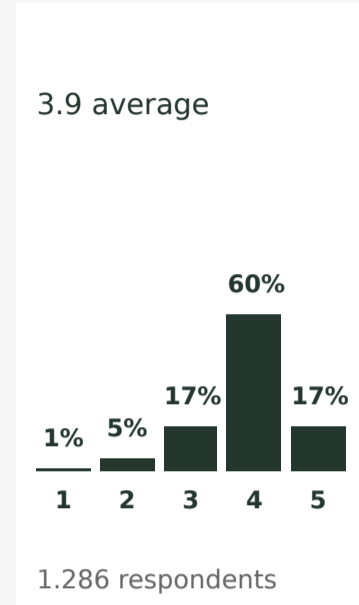








University bachelor's degree, fulltime

COVID-19 could affect the numbers. [Read more on studiekeuze123.nl/corona](https://studiekeuze123.nl/corona)

	this programme	nation wide average						
 <p>Student satisfaction Distribution of ratings from 1 (very dissatisfied) to 5 (very satisfied) 2021</p> <div style="display: flex; justify-content: space-around;"> <div style="text-align: center;"> <p>Den Haag 3.9 average</p>  <p>567 respondents</p> </div> <div style="text-align: center;"> <p>Leiden 3.8 average</p>  <p>146 respondents</p> </div> <div style="text-align: center;"> <p>3.9 average</p>  <p>1.286 respondents</p> </div> </div>								
 <p>Number of first-year students Starting the academic year in September 2020 - 2021</p>	<table border="1"> <thead> <tr> <th>Den Haag</th> <th>Leiden</th> </tr> </thead> <tbody> <tr> <td>379</td> <td>72</td> </tr> </tbody> </table>	Den Haag	Leiden	379	72	239		
Den Haag	Leiden							
379	72							
 <p>Contact hours in first year Number of clock hours scheduled per week</p>	<table border="1"> <thead> <tr> <th>Den Haag</th> <th>Leiden</th> </tr> </thead> <tbody> <tr> <td>12-18</td> <td>12-18</td> </tr> </tbody> </table>	Den Haag	Leiden	12-18	12-18	12-18		
Den Haag	Leiden							
12-18	12-18							
 <p>Advancement to second year Of this programme</p>	<table border="1"> <thead> <tr> <th>Den Haag</th> <th>Leiden</th> </tr> </thead> <tbody> <tr> <td>89%</td> <td>81%</td> </tr> </tbody> </table>	Den Haag	Leiden	89%	81%	81%		
Den Haag	Leiden							
89%	81%							
 <p>Degree obtained within 4 years</p> <p>Degree in Political Science Percentage of students who enrolled in this programme at this university and obtained their degree here</p> <p>university bachelor's degree or higher Percentage of students who enrolled in this programme at this university and obtained a university bachelor's degree or higher at this or a different institute</p>	<table border="1"> <thead> <tr> <th>Den Haag</th> <th>Leiden</th> </tr> </thead> <tbody> <tr> <td>-</td> <td>43%</td> </tr> <tr> <td>-</td> <td>52%</td> </tr> </tbody> </table>	Den Haag	Leiden	-	43%	-	52%	45%
Den Haag	Leiden							
-	43%							
-	52%							
 <p>Follow-up education Graduates who pursue further higher education in the Netherlands</p>	<table border="1"> <thead> <tr> <th>Den Haag</th> <th>Leiden</th> </tr> </thead> <tbody> <tr> <td>-</td> <td>89%</td> </tr> </tbody> </table>	Den Haag	Leiden	-	89%	85%		
Den Haag	Leiden							
-	89%							
<p>See an overview of which Master's degree programme graduates choose at studiekeuze123.nl/doorstuderen</p>								
 <p>Job opportunities Job opportunities data is only supplied for hbo bachelor's degree programmes and Master's degree programmes</p>								

Latest change on 7 October 2021
studiekeuze123.nl/studie-in-cijfers