

Winter School Digital Visual Engagements in Anthropological Research

24 January - 4 February 2022



Universiteit
Leiden

Winter School 2022 - SCHEDULE

		Week 1 – 24/1-28/1							
	Morning – 9:00-12:00	Afternoon – 14:00-17:00	Monday 24/1	Tuesday 25/1	Wednesday 26/1	Thursday 27/1	Friday 28/1	Saturday 29/1	Sunday 30/1
			<p>Welcome and introductions Cristina Grasseni Federico De Musso</p> <p>Module 1, block 1 Interactive documentary (introduction) Federico De Musso</p> <p>Module 2 Ethics Cristina Grasseni</p> <p>Options for field sites Vincent, Cristina, Simone</p>	<p>Module 3, block 1 Introduction to multimodal ethnography Federico De Musso</p>	<p>Module 5, block 1 Photography in ethnography Ola Gracjasz</p>	<p>Module 6, block 1 Multi-method focus groups Vincent Walstra</p>	<p>Module 1, block 3 Preparing for interactive documentary-making Federico De Musso</p>	<p>Winter School participants collect visual material</p> <p>Optional: Rotterdam shooting excursion with Vincent Walstra (Oogstmarkt)</p> <p>Available shooting sites in Leiden:</p> <p>Singelpark: 29th 10:00-12:00 (additional availabilities: 30th and 31st on request, and 1st and 2nd afternoon); Vrij Groen: 29th afternoon (additional availabilities: 2nd afternoon)</p>	<p>Winter School participants collect visual material</p> <p>Optional: Rotterdam shooting excursion with Vincent Walstra (Oogstmarkt)</p> <p>Available shooting sites in Leiden:</p> <p>Singelpark: 29th 10:00-12:00 (additional availabilities: 30th and 31st on request, and 1st and 2nd afternoon); Vrij Groen: 29th afternoon (additional availabilities: 2nd afternoon)</p> <p>Winter School participants collect visual material</p> <p>Optional: Rotterdam shooting excursion with Vincent Walstra (Oogstmarkt)</p> <p>Optional: Rotterdam shooting excursion with Vincent Walstra (GroenGoed Vredestuin)</p>
			Break	Lunch break/Exercises outside 12.00 – 14.00					
			<p>Group visit to Leiden Tour of the Singelpark</p>	<p>Module 3, block 2 Working with the camera Federico De Musso Ola Gracjasz</p>	<p>Module 4, block 1 Positionality and collaboration in the field Maria Vasile</p>	<p>Module 1, block 2 Interactive documentary in practice Federico De Musso</p>	<p>Module 1, block 3 (continues) Collective wrap up of the week</p>		

WINTER SCHOOL 2022 – SCHEDULE

Week 2 – 31/1-06/02

Morning – 9:00-12:00
room 0B13, Pieter de la Court Building

Afternoon – 14:00-17:00
room 0B13, Pieter de la Court Building

Monday 31/1	Tuesday 01/02	Wednesday 02/02	Thursday 03/02	Friday 04/02
<p>Winter School participants collect visual material</p> <p>Optional: Rotterdam excursion with Vincent Walstra (Markthal)</p> <p>Available site for shooting in Leiden: Zoete Land: 31st 10:00-14:00</p>	<p>Module 5, block 2 Reflections on photography Ola Gracjasz</p>	<p>Individual work/supervision</p>	<p>Individual work/supervision</p>	<p>Conference room 1A20, Pieter de la Court Building</p> <p>Presentations by 'Food Citizens?' team</p> <p>and</p> <p>Presentations by Winter School participants</p>
	<p>Module 4, block 2 Reflections on positionality Maria Vasile</p>	<p>Individual work/supervision</p>	<p>Individual work/supervision</p>	
	<p>Module 6, block 2 Reflections on focus-groups Vincent Walstra</p>	<p>Break/ exercises – 12:00-14:00</p>	<p>Mock presentations / Dry runs for conference by Winter School participants And project team</p>	
	<p>Individual work/supervision</p>	<p>Individual work/supervision</p>		

Practical information

Distancing 1,5 metres

Self-testing



Wear medical masks all the time (also in class)

No food or drink allowed in the classroom

Editing facilities: room 1A45, Pieter de la Court Building

Acknowledgement

“This project has received funding from the European Research Council (ERC) under the European Union’s Horizon 2020 research and innovation programme (grant agreement No 724151)”.


Module 1: Interactive Documentary

What are interactive documentaries, and what are we going to make in the Winter School?

In this module, we will immerse deeply into ‘interactive’ media and discuss how we can use ‘interaction’ as an ethnographic tool. We will address the affordances of digital media and look into the common characteristics of the interactive documentary genre. We will review different ways to frame and fashion media interactions, and we will discuss how to use them to help us in our research. Finally, the module will provide practical skills to plan and develop interactive media during fieldwork.

Module 2: Ethics and informed consent

After welcoming students and FC team and briefly introducing the notion of interactive documentary (producing which is the ultimate objective of our learning process), this module will provide a contextualization of the informed consent forms we are going to use throughout the winter school. This form allows us to ensure that our interlocutors are aware we are filming and editing for a final product which will be screened at the conference. The context of informed consent is succinctly introduced by the suggested reading by Marianne Maeckelbergh, which illustrates the concomitant and conflicting pressures for: open science, scientific integrity, and privacy. A good introduction to how we navigate these issues in ethnography is provided by the Institute of Cultural Anthropology and Development Sociology’s web page on Ethics and Data Management: Guidelines, protocols & Policies | CADS | Leiden University - Leiden University (universiteitleiden.nl)

Module 3: Introduction to multimodal ethnography

In this module, we introduce the idea of multimodal anthropology and the different skilled modes of attention and media production. We will discuss the different technological and epistemological challenges that fieldwork presents. We are going to learn about different ways to create media during fieldwork and how to relate to them. The training will encompass two sessions. The first one is a theoretical discussion about the epistemological affordances of different media. The second is a practical session about media making with a special focus on photography and videomaking.

The modules are designed to reflect on hands-on methodologies fostering collaboration among field-researchers. They build on the methodology of the ERC consolidator project *Food Citizen? Collective food procurement in European cities: solidarity and diversity skill and scale.*

Module 4: Positionality and collaboration in the field

In this module, we will discuss about researchers' positionality and ways of collaborating with research participants in the field. We will particularly discuss these themes in relation to visual methods. How to use visual methods to be more conscious and reflexive about one's own position in the field? How can visual methods enhance and diversify collaboration with research participants? The module will involve a brief theoretical introduction and mainly revolve around interactive sessions during which students and the Food Citizens? PhD candidates will share their experiences. The module will also introduce the "visual learning journey", a tool for students to visually document and reflect on the Winter School activities (and beyond).

Module 5: Photography in Ethnography

This module will focus on various ways of using photography in ethnographic research. Firstly, we will reflect on participants experiences with the use of a photo-camera. Then, while continuously reflecting on participant's personal experiences, we will briefly talk about selected technical elements of photography, such as light, exposur, frame/viewfinder, and body positionality. Finally, we will discuss different functions photography can serve during the field, from creation of visual field notes, through helping in establishing early contacts with research participants, to giving back to a community. The module will specifically explore the engagement with the field through the medium of the camera.

Module 6: Multi-method focus groups

In the module 'Multi-method focus groups', we will explore the potential of the focus group method in ethnographic research. Special attention will be given to the use of audiovisual techniques during focus group sessions. First, the group will experience what it is like to be in a focus group session. Second, in a presentation Vincent will share his own experiences with focus group sessions from the field. Third, the participants are challenged to think of focus group techniques themselves. How can techniques of photo elicitation, mind mapping, and other enhance each other? How do you record a focus group session? How do you create an ideal setting for a photo elicitation focus group? These are some examples of questions that will be answered. The goal of this module is to encourage participants to become familiar and experiment with the wide variety of methods through which to gather qualitative data.

Reading List

Module 1. Introduction to Interactive documentary

De Musso, Federico. 2021. "Digital Documentaries." In *Audiovisual and Digital Ethnography. A Practical and Theoretical Guide*, by C. Grasseni, B. Barendregt, E. de Maaker, F. De Musso, A. Littlejohn, M. Maeckelbergh, M. Postma, M. Westmoreland. London and New York: Routledge

Recommended:

Favero, Paolo. 2017. "In Defence of the 'Thin:' Reflections on the Intersections Between Interactive Documentaries and Ethnography." In *Refiguring Techniques in Digital Visual Research*, edited by E. G. Cruz, S. Sumartojo and S. Pink, 51–65. London: Palgrave Macmillan.

Module 2. Ethics and informed consent

Maeckelbergh, Marianne. 2021. "Navigating Conflicting Instruments of Data Morality" In *Audiovisual and Digital Ethnography. A Practical and Theoretical Guide*, edited by C. Grasseni, B. Barendregt, E. de Maaker, F. De Musso, A. Littlejohn, M. Maeckelbergh, M. Postma and M. R. Westmoreland. London and New York: Routledge.

Module 3. Introduction to multimodal ethnography

Collins, Samuel Gerald, Matthew Slover Durlington, and Harjant Gill. 2017. "Multimodality: an invitation." *American Anthropologist* 119(1): 142-146.

Module 4. Positionality and collaboration in the field

Cristina Grasseni. 2018. "Understanding skill, food and field." *Interdisciplinary Science Reviews* 43(3-4): 264-279.

Recommended:

Schillaci, Rossella. 2019. "A Collaborative Filming Method with Characters and Crew: Reflection on the Making of the Short Documentary Film Ghetto PSA." *Anthrovision* 7(2).

Module 5. Photography in ethnography

Rouch, Jean. 1978. "On the Vicissitudes of the Self: The Possessed Dancer, the Magician, the Sorcerer, the Filmmaker, and the Ethnographer." *Studies in Visual Communication*. 5 (1): 2-8.

Recommended:

Grasseni, Cristina. 2017. "Ecologies of Belonging and the Mugshot Aesthetics." *Anthrovision*. 5 (2).

Luvaas, Brent. 2017. "The Affective Lens." *Anthropology and Humanism* 42 (2): 163–179.

MacDougall, David. 2006. "Anthropology's Lost Vision". *The Corporeal Image: Film, Ethnography, and the Senses*: 227-263. Princeton: Princeton University Press.




Module 6 – Multi-method focus groups

Colucci, Erminia. 2007. "'Focus groups can be fun': The use of activity-oriented questions in focus group discussions." *Qualitative Health Research*, 17(10):1422-1433.

Recommended:

Harper, Douglas. 2002. "Talking about pictures: A case for photo elicitation." *Visual Studies*

17(1):13-26. Schwartz, Dona. 1989. "Visual Ethnography: Using photography in qualitative research." *Qualitative sociology* 12(2):119-154.



Universiteit
Leiden